


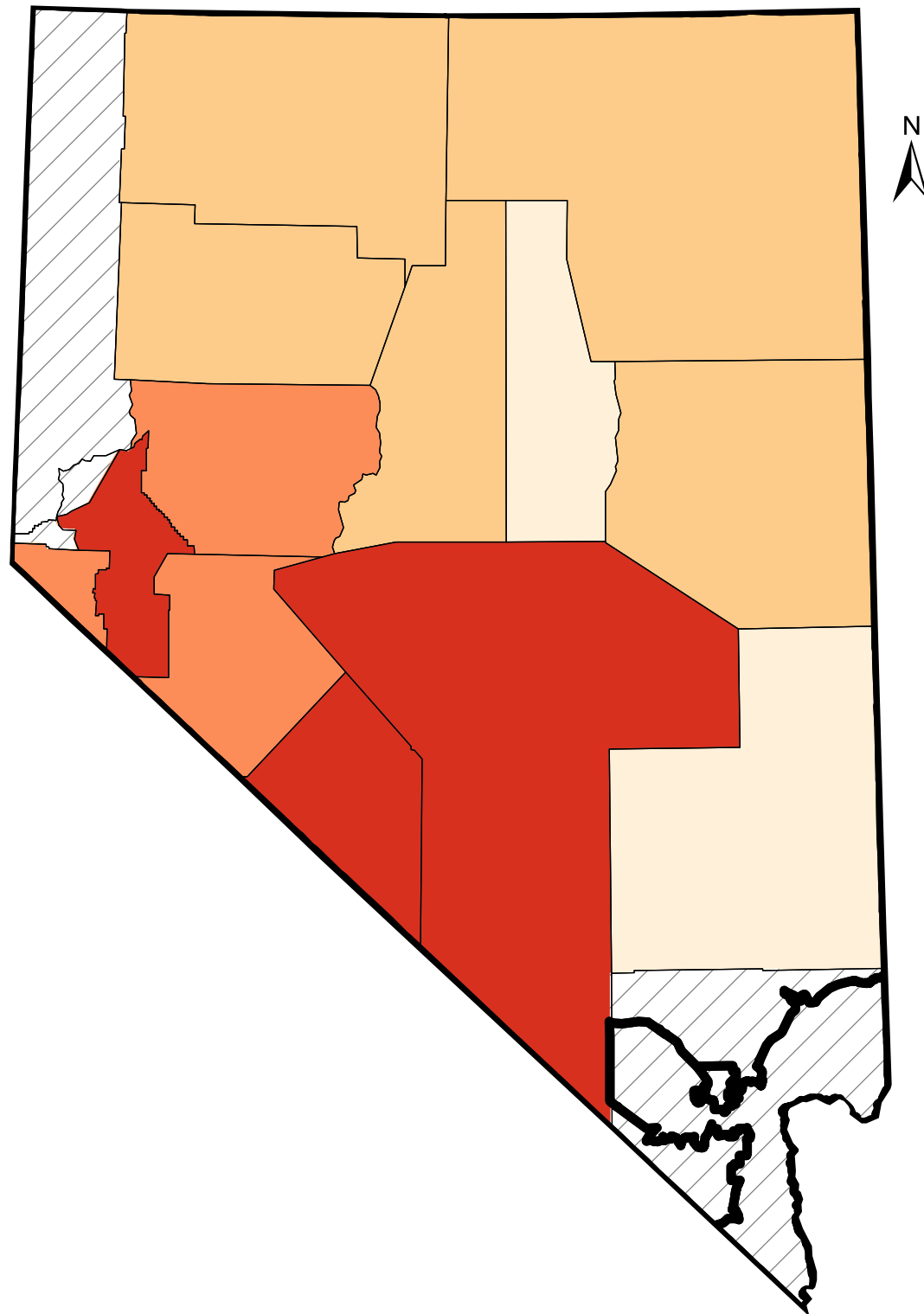
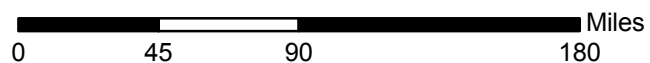
Percent of Eligible Nonmetropolitan Medicare Beneficiaries Enrolled in Medicare Advantage in Nevada, December 2009

Percent Enrolled By County



Source of data: Centers for Medicare and Medicaid Services (CMS) data, as of December 2009.

Produced by: RUPRI Center for Rural Health Policy Analysis, 2010.
Cartography by: Nicole Vanosdel.



Percent of Eligible Nonmetropolitan Medicare Beneficiaries Enrolled in Private Fee For Service in Nevada, December 2009

Percent Enrolled By County

- No Enrollment
- >0% - 3%
- 4% - 8%
- 9% - 39%

110th Congressional Districts

Metropolitan Counties

Source of data: Centers for Medicare and Medicaid Services (CMS) data, as of December 2009.

Produced by: RUPRI Center for Rural Health Policy Analysis, 2010.
Cartography by: Nicole Vanosdel.

0 45 90 180 Miles

