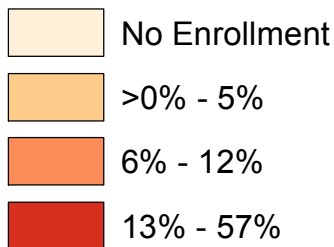


Percent of Eligible Nonmetropolitan Medicare Beneficiaries Enrolled in Medicare Advantage in Mississippi, June 2009

Percent Enrolled By County

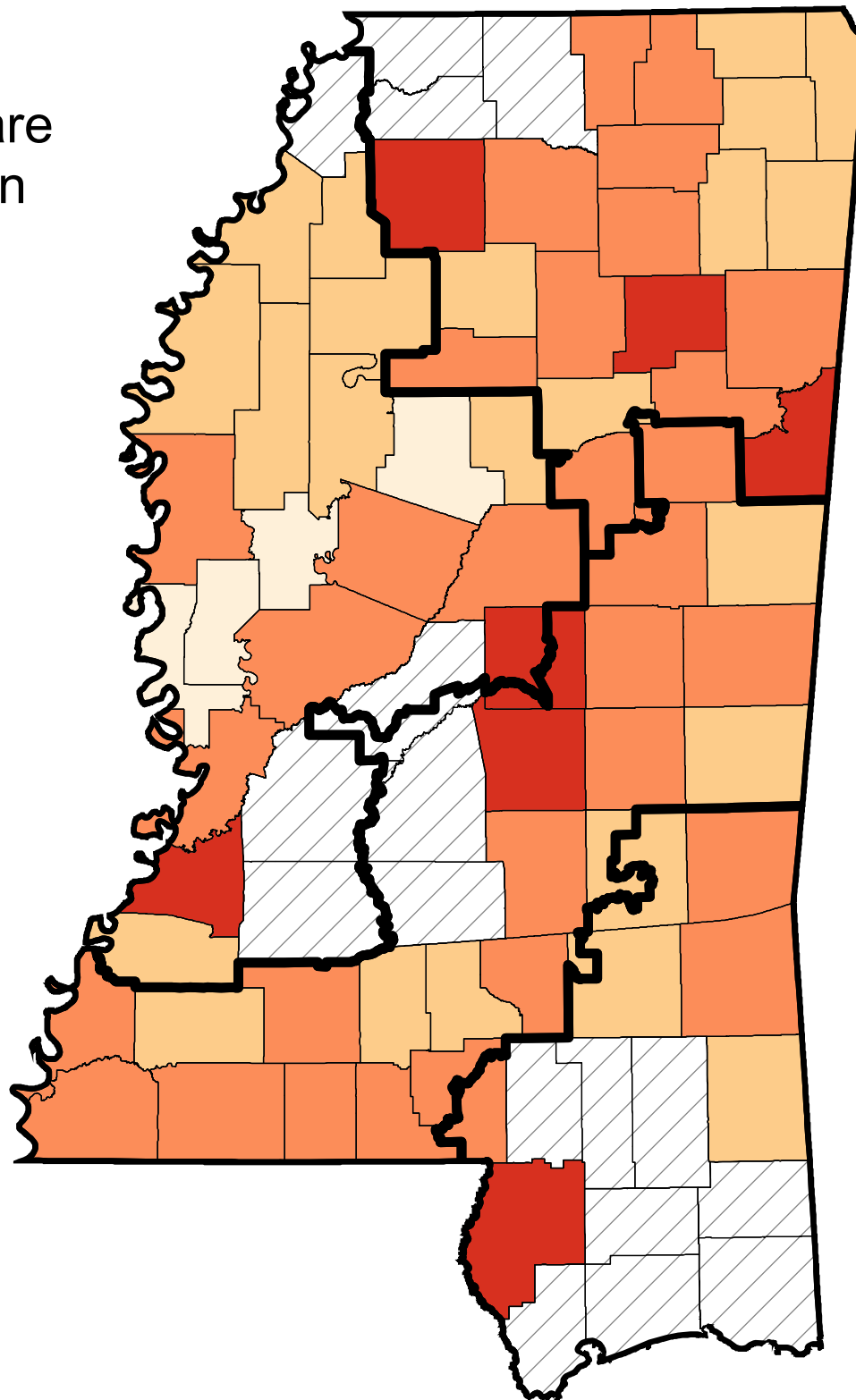
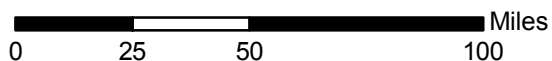


110th Congressional Districts (Thick black outline)

Metropolitan Counties (Diagonal hatching)

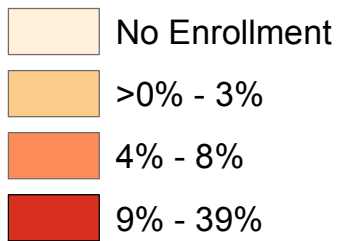
Source of data: Centers for Medicare and Medicaid Services (CMS) data, as of June 2009.

Produced by: RUPRI Center for Rural Health Policy Analysis, 2009.
Cartography by: Nicole Vanosdel.



Percent of Eligible Nonmetropolitan Medicare Beneficiaries Enrolled in Private Fee For Service in Mississippi, June 2009

Percent Enrolled By County



110th Congressional Districts (Thick black outline)

Metropolitan Counties (Diagonal hatching)

Source of data: Centers for Medicare and Medicaid Services (CMS) data, as of June 2009.

Produced by: RUPRI Center for Rural Health Policy Analysis, 2009.
Cartography by: Nicole Vanosdel.

