







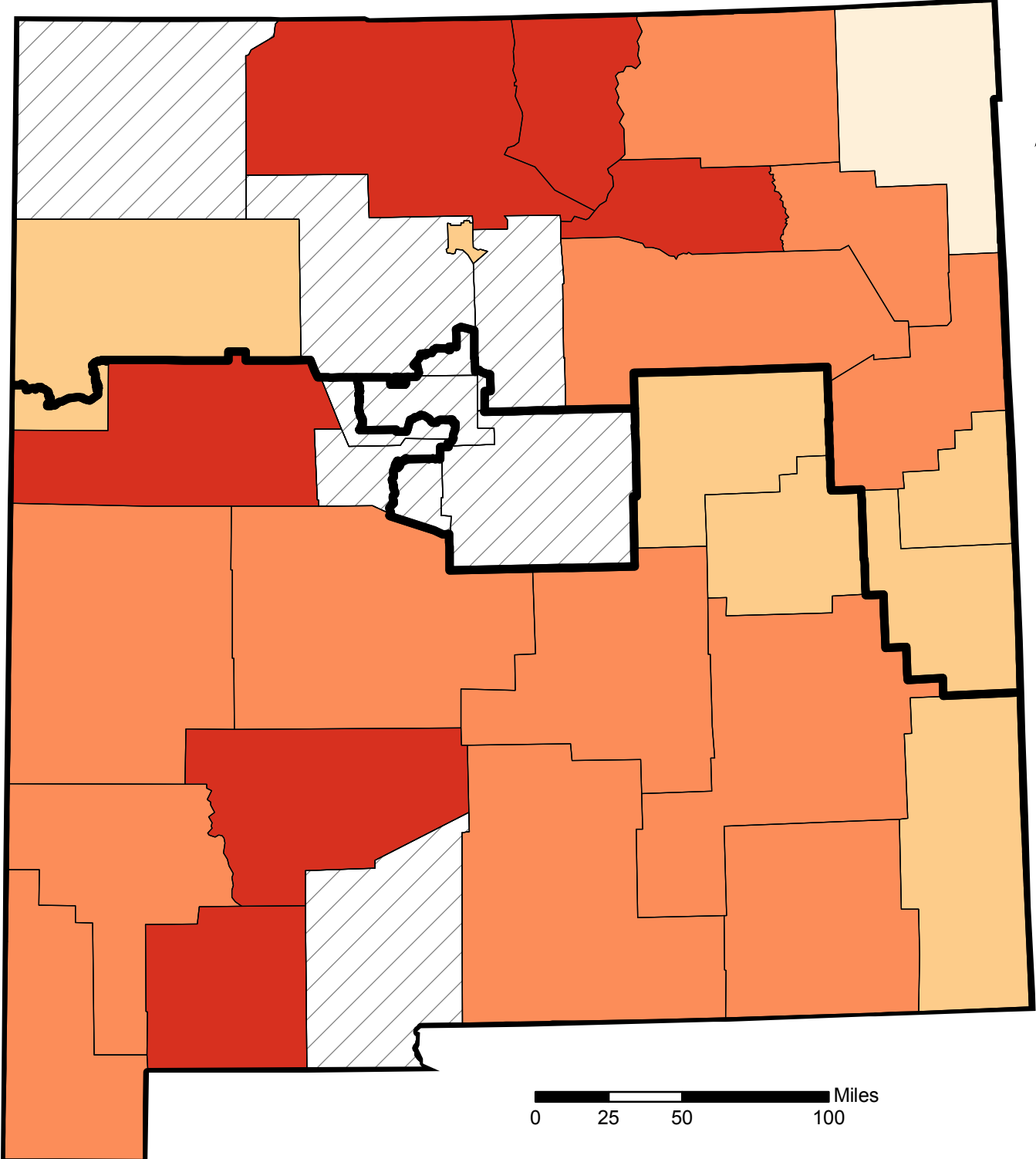
Percent of Eligible Nonmetropolitan Medicare Beneficiaries Enrolled in Medicare Advantage in New Mexico, June 2009

Percent Enrolled By County

-  No Enrollment
-  >0% - 5%
-  6% - 12%
-  13% - 57%
-  110th Congressional Districts
-  Metropolitan Counties

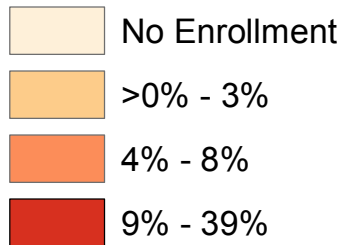
Source of data: Centers for Medicare and Medicaid Services (CMS) data, as of June 2009.

Produced by: RUPRI Center for Rural Health Policy Analysis, 2009.
Cartography by: Nicole Vanosdel.



Percent of Eligible Nonmetropolitan Medicare Beneficiaries Enrolled in Private Fee For Service in New Mexico, June 2009

Percent Enrolled By County



 110th Congressional Districts

 Metropolitan Counties

Source of data: Centers for Medicare and Medicaid Services (CMS) data, as of June 2009.

Produced by: RUPRI Center for Rural Health Policy Analysis, 2009.
Cartography by: Nicole Vanosdel.

