



Percent of Eligible Medicare  
Non-Metropolitan Beneficiaries  
Enrolled in Medicare Advantage  
and other Prepaid Plans:  
Mississippi, March 2018


**Legend**


 115<sup>th</sup> Congressional Districts


 Metropolitan counties


Percent Enrolled by County

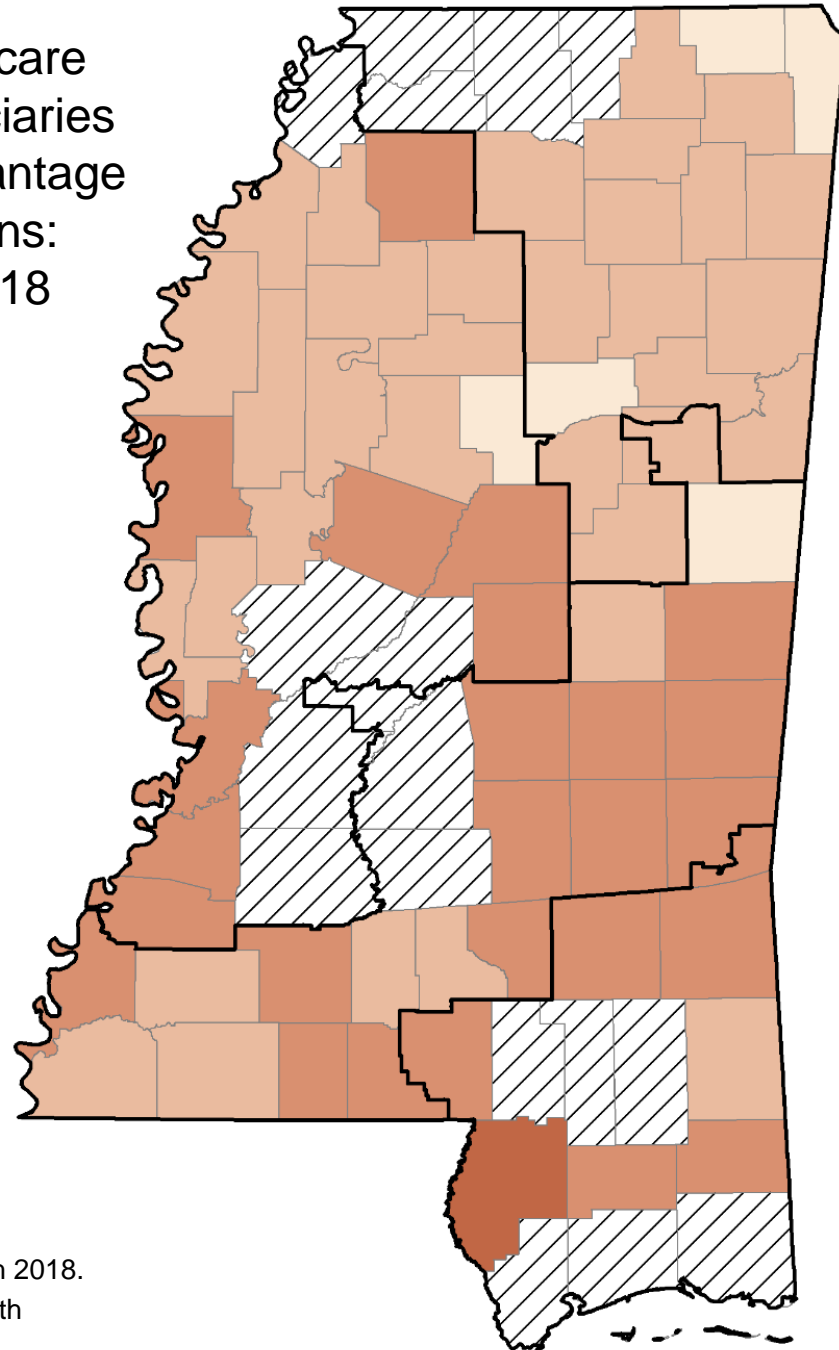
 Less than 5%

 5% - 14.9%

 15% - 24.9%

 25% - 29.9%

 30% - 72%



Source of data: Centers for Medicare and  
Medicaid Services (CMS) data, as of March 2018.

Produced by: RUPRI Center for Rural Health  
Policy Analysis, 2018