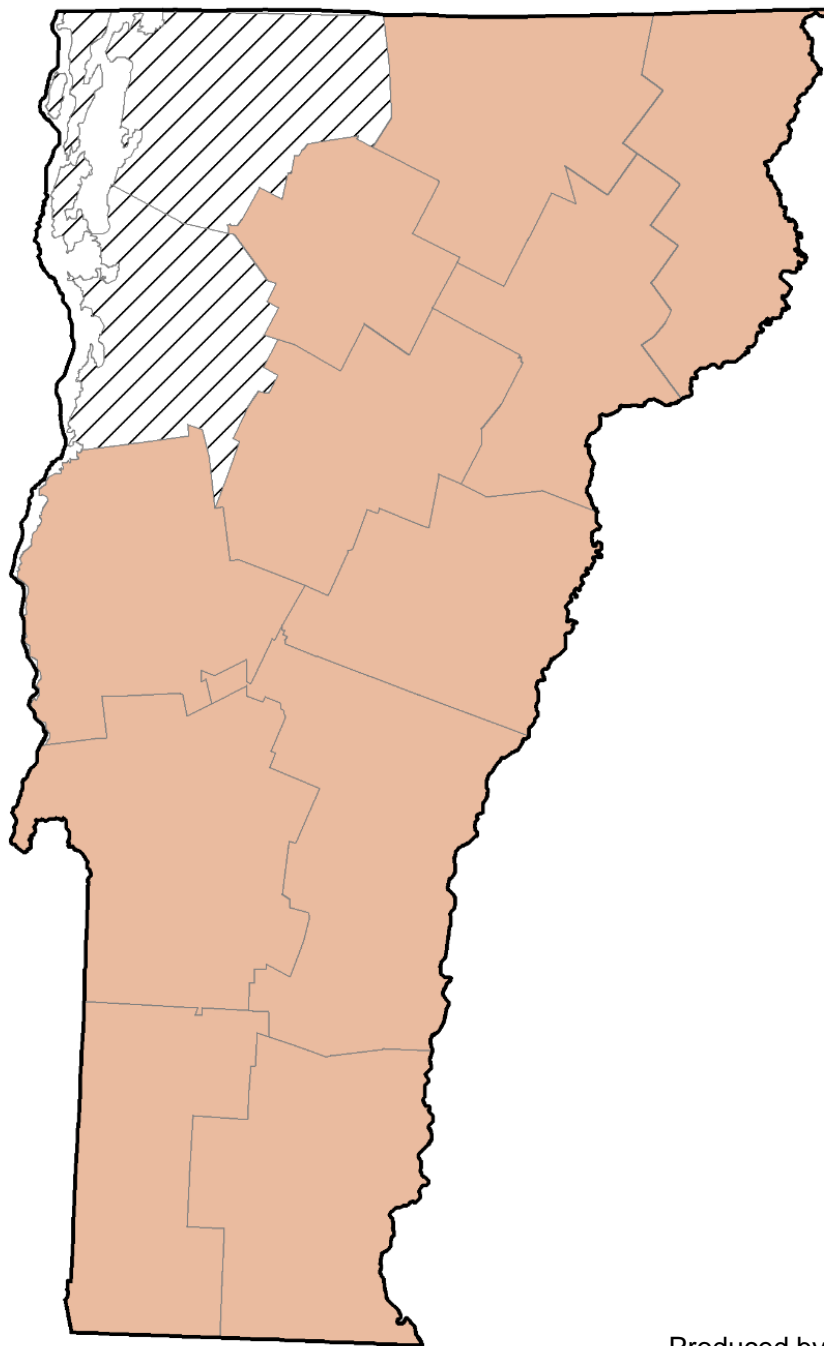









Percent of Eligible Medicare
Non-Metropolitan Beneficiaries
Enrolled in Medicare Advantage
and other Prepaid Plans:
Vermont, March 2018



Legend

-  115th Congressional Districts
-  Metropolitan counties

Percent Enrolled by County

-  Less than 5%
-  5% - 14.9%
-  15% - 24.9%
-  25% - 29.9%
-  30% - 72%

Source of data: Centers for Medicare and Medicaid
Services (CMS) data, as of March 2018.

Produced by: RUPRI Center for Rural Health Policy Analysis, 2018