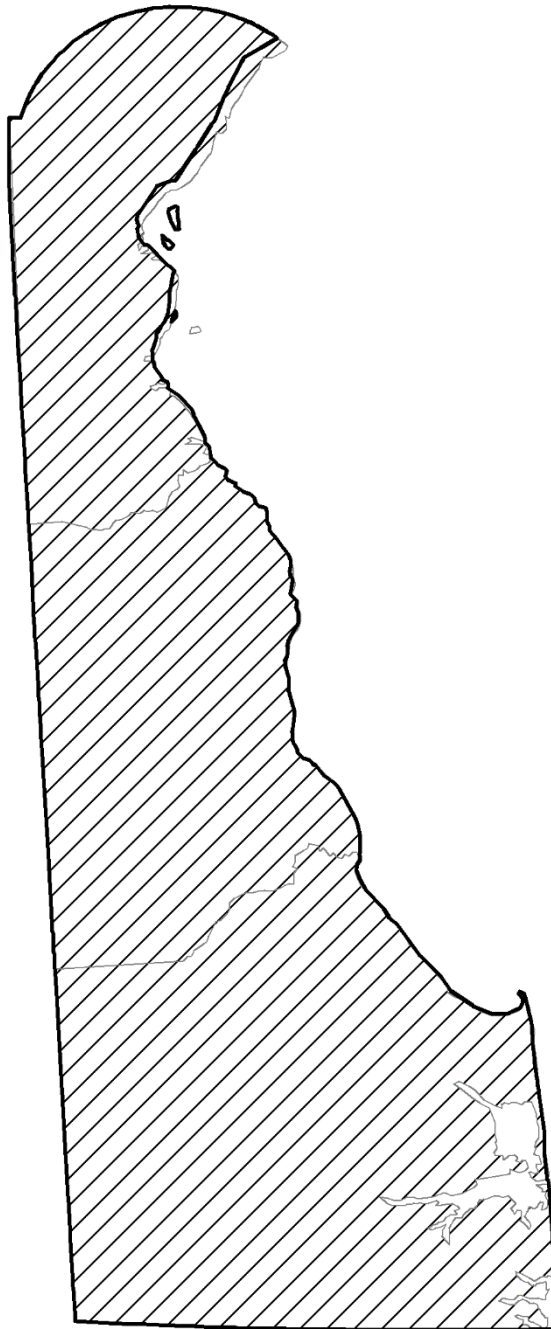



Percent of Eligible Medicare Non-Metropolitan Beneficiaries Enrolled in Medicare Advantage and other Prepaid Plans: Delaware, March 2019





Legend


 115th Congressional Districts


 Metropolitan counties


Percent Enrolled by County

 Less than 5%

 5% - 14.9%

 15% - 24.9%

 25% - 29.9%

 30% - 72%

Source of data: Centers for Medicare and
Medicaid Services (CMS) data, as of March 2019.

Produced by: RUPRI Center for Rural Health
Policy Analysis, 2019