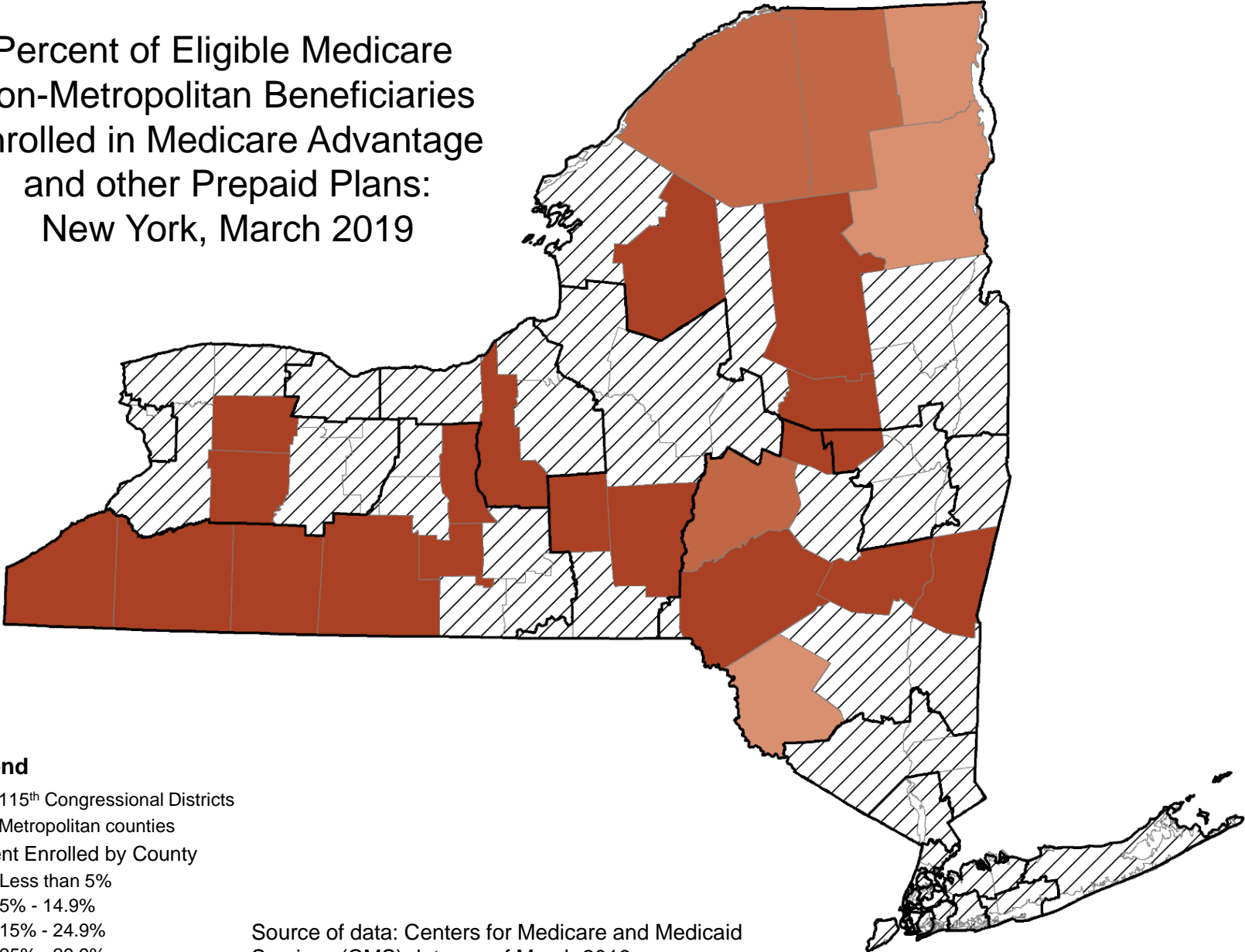









Percent of Eligible Medicare
 Non-Metropolitan Beneficiaries
 Enrolled in Medicare Advantage
 and other Prepaid Plans:
 New York, March 2019



Legend

-  115th Congressional Districts
-  Metropolitan counties
- Percent Enrolled by County
-  Less than 5%
-  5% - 14.9%
-  15% - 24.9%
-  25% - 29.9%
-  30% - 72%

Source of data: Centers for Medicare and Medicaid Services (CMS) data, as of March 2019.

Produced by: RUPRI Center for Rural Health Policy Analysis, 2019