


# Percent of Eligible Medicare Non-Metropolitan Beneficiaries Enrolled in Medicare Advantage and other Prepaid Plans: Ohio, March 2020


## Legend


 116<sup>th</sup> Congressional Districts


 Metropolitan counties


Percent Enrolled by County

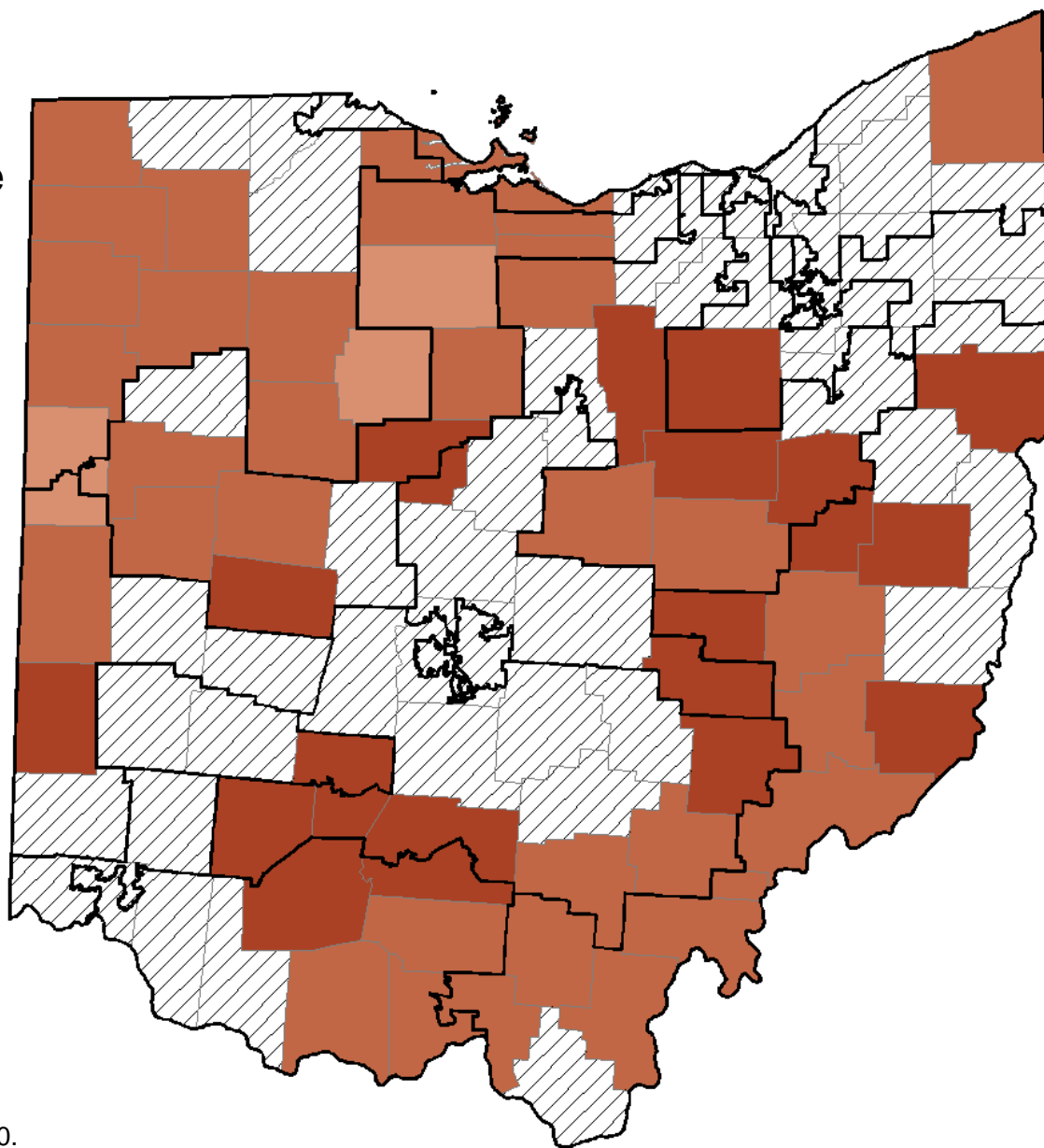
 Less than 7.5%

 7.5% - 14.9%

 15% - 24.9%

 25% - 34.9%

 35% - 64%



Source of data: Centers for Medicare and  
Medicaid Services (CMS) data, as of March 2020.

Produced by: RUPRI Center for Rural Health  
Policy Analysis, 2020