


# Percent of Eligible Medicare Non-Metropolitan Beneficiaries Enrolled in Medicare Advantage and other Prepaid Plans: Michigan, March 2022


## Legend


 117<sup>th</sup> Congressional Districts


 Metropolitan counties


Percent Enrolled by County

 Less than 10%

 10% - 24.9%

 25% - 34.9%

 35% - 44.9%

 45% or more

Source of data: Centers for Medicare and Medicaid Services (CMS) data, as of March 2022.

Produced by: RUPRI Center for Rural Health Policy Analysis, 2022

