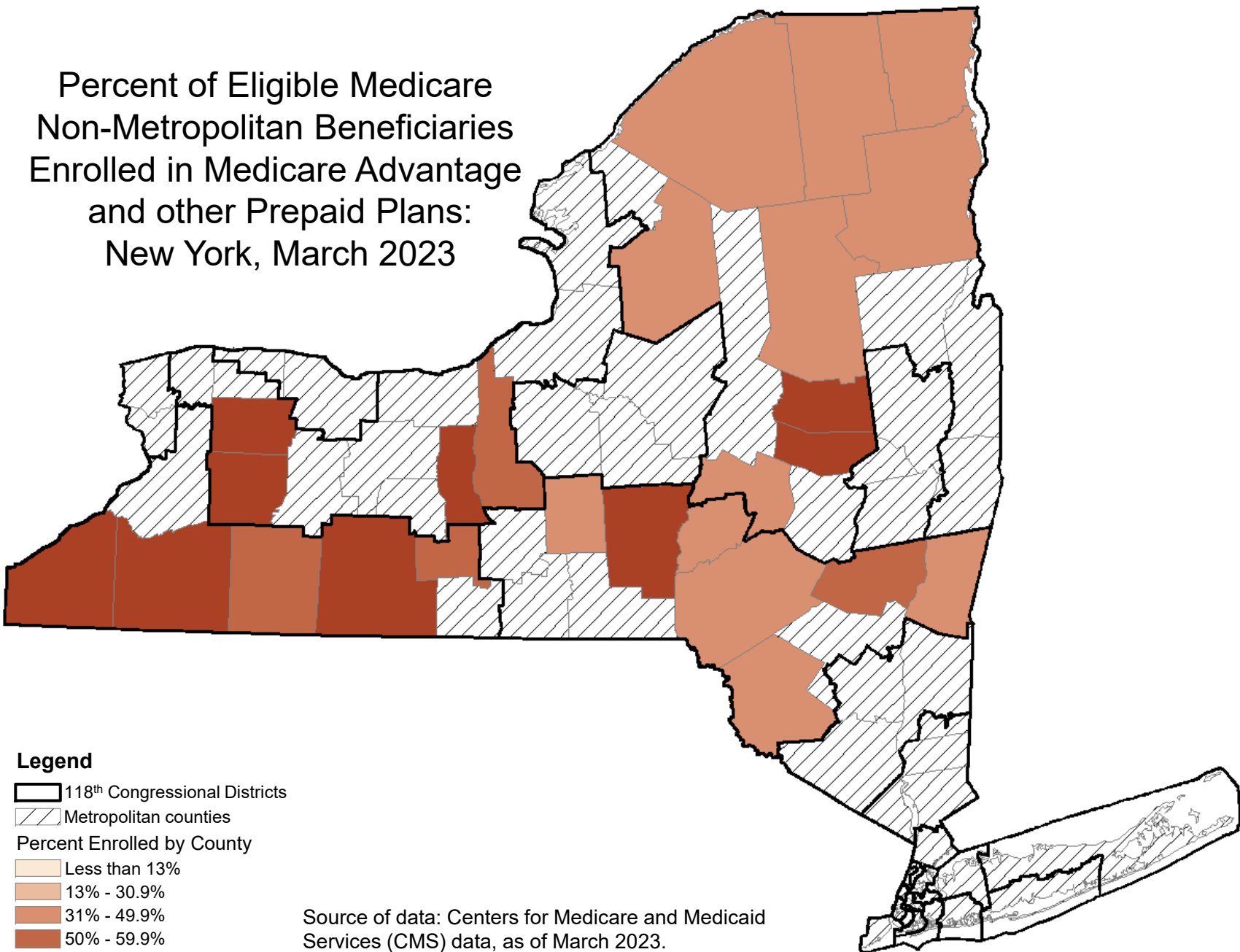









Percent of Eligible Medicare
 Non-Metropolitan Beneficiaries
 Enrolled in Medicare Advantage
 and other Prepaid Plans:
 New York, March 2023



Legend

-  118th Congressional Districts
-  Metropolitan counties

Percent Enrolled by County

-  Less than 13%
-  13% - 30.9%
-  31% - 49.9%
-  50% - 59.9%
-  60% or more

Source of data: Centers for Medicare and Medicaid Services (CMS) data, as of March 2023.

Produced by: RUPRI Center for Rural Health Policy Analysis, 2023