






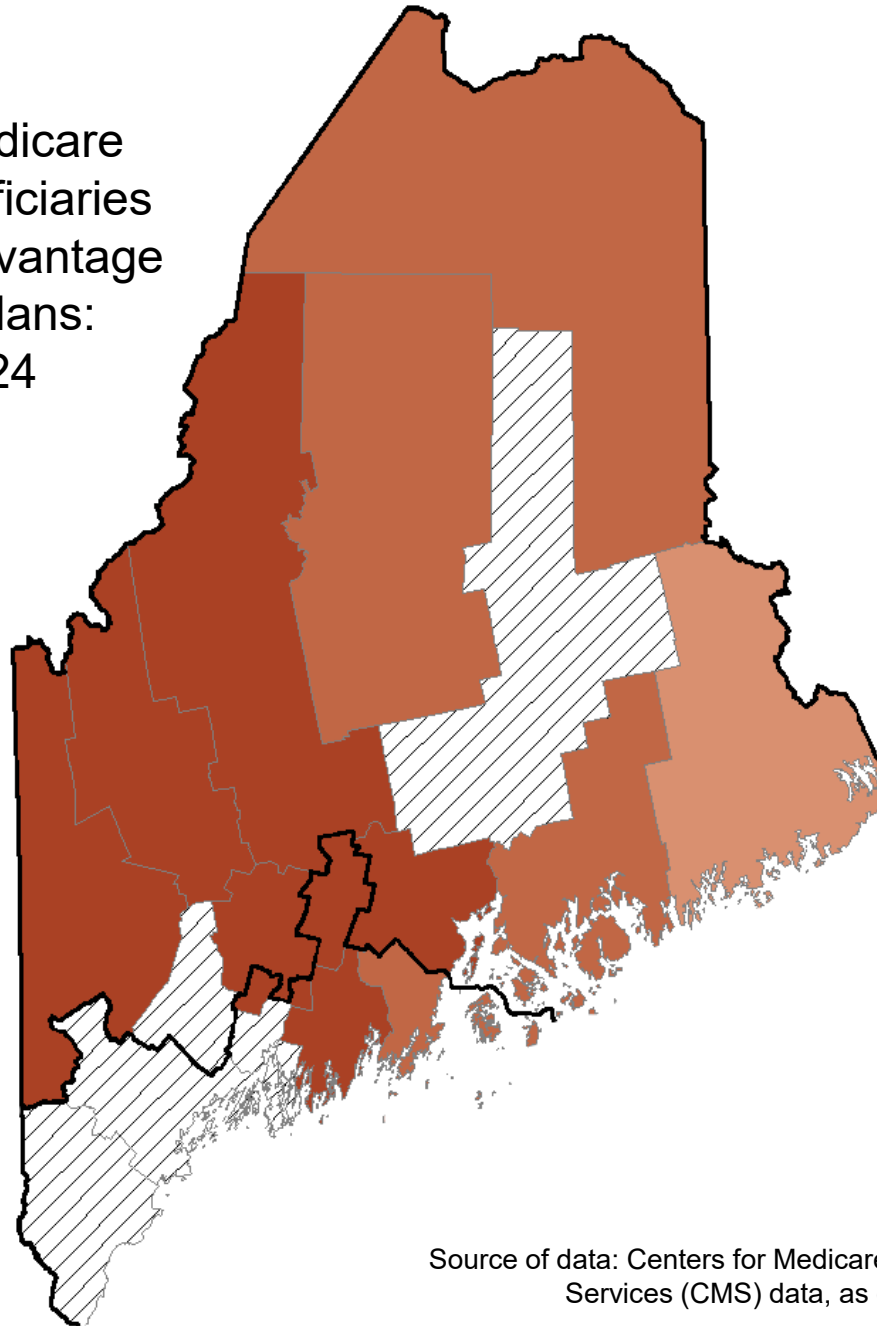


Percent of Eligible Medicare
Non-Metropolitan Beneficiaries
Enrolled in Medicare Advantage
and other Prepaid Plans:
Maine, March 2024

Legend

-  118th Congressional Districts
-  Metropolitan counties
- Percent Enrolled by County
 -  Less than 25%
 -  25% - 39.9%
 -  40% - 49.9%
 -  50% - 59.9%
 -  60% or more



Source of data: Centers for Medicare and Medicaid
Services (CMS) data, as of March 2024.

Produced by: RUPRI Center for Rural Health Policy Analysis, 2024