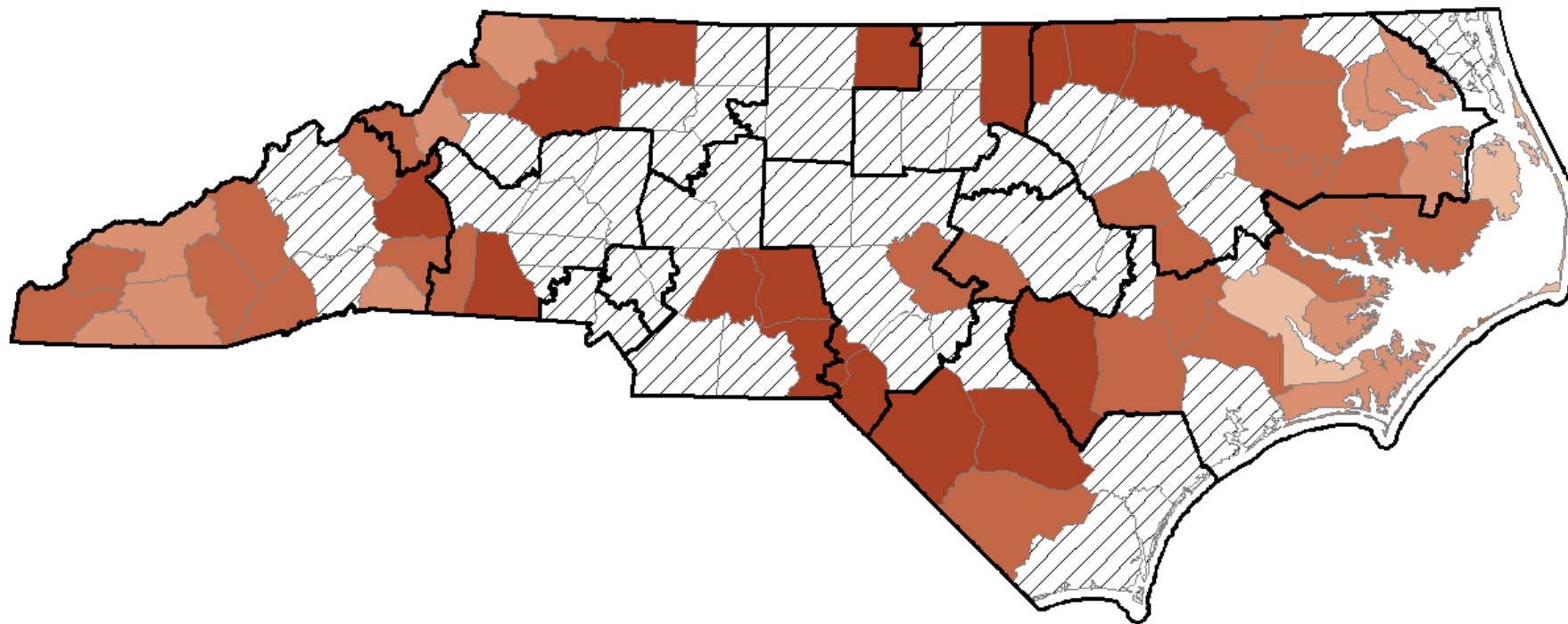


Percent of Eligible Medicare Non-Metropolitan Beneficiaries Enrolled in Medicare Advantage and other Prepaid Plans: North Carolina, March 2024





Legend


 118th Congressional Districts


 Metropolitan counties


Percent Enrolled by County

 Less than 25%

 25% - 39.9%

 40% - 49.9%

 50% - 59.9%

 60% or more

Source of data: Centers for Medicare and Medicaid Services (CMS) data, as of March 2024.

Produced by: RUPRI Center for Rural Health Policy Analysis, 2024