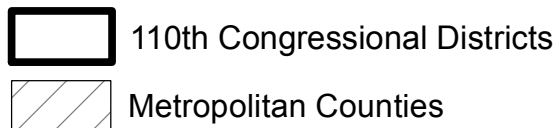
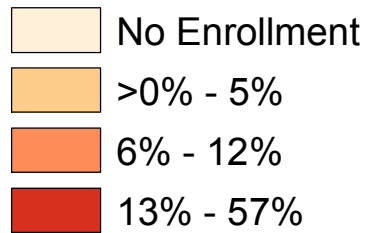


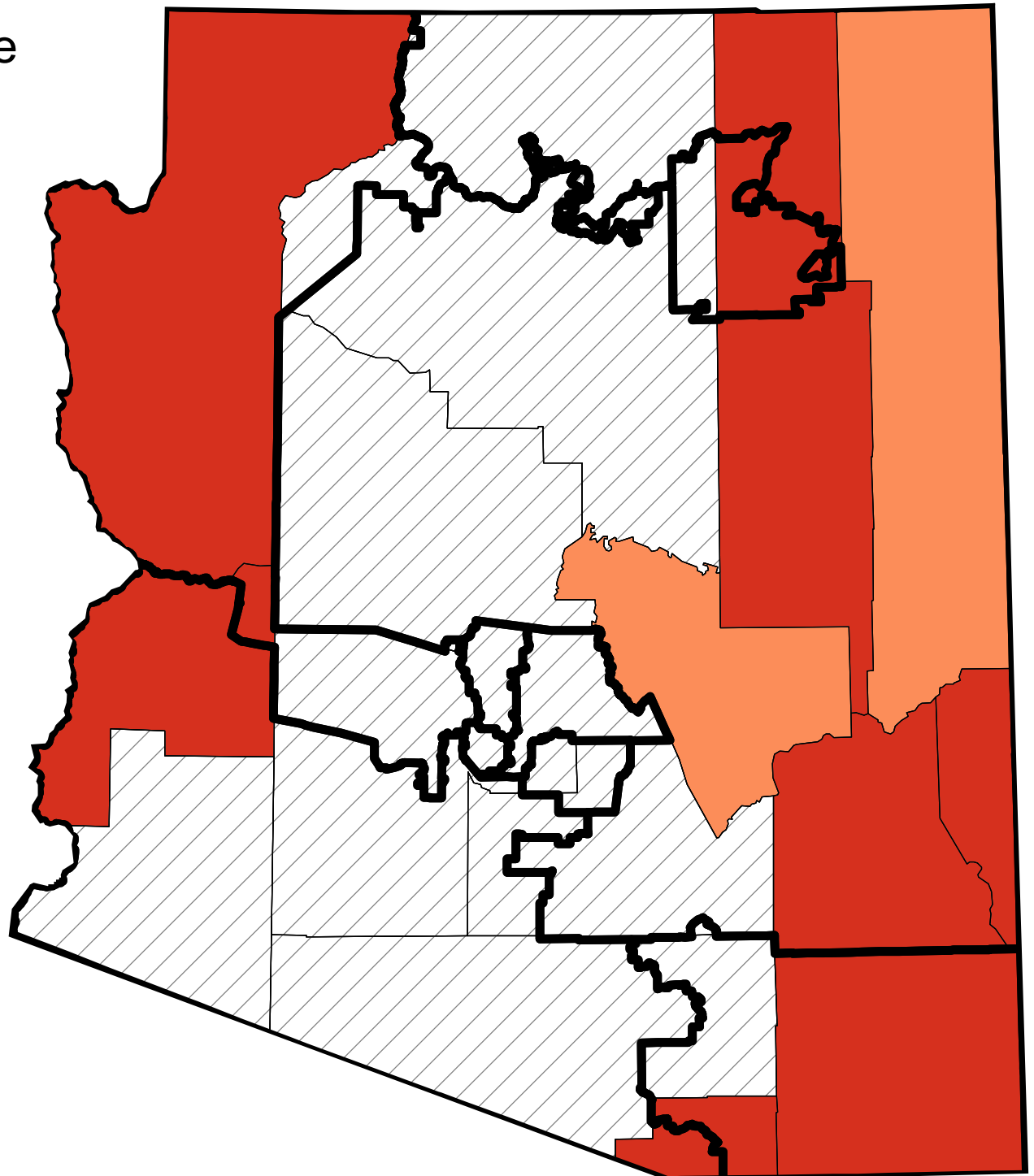
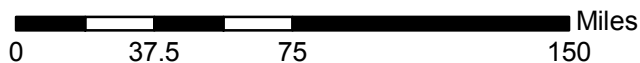
Percent of Eligible Nonmetropolitan Medicare Beneficiaries Enrolled in Medicare Advantage in Arizona, September 2010

Percent Enrolled By County



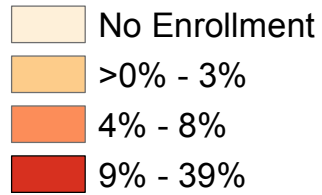
Source of data: Centers for Medicare and Medicaid Services (CMS) data, as of September 2010.

Produced by: RUPRI Center for Rural Health Policy Analysis, 2010.
Cartography by: Nicole Vanosdel.



Percent of Eligible Nonmetropolitan Medicare Beneficiaries Enrolled in Private Fee For Service in Arizona, September 2010

Percent Enrolled By County



110th Congressional Districts

Metropolitan Counties

Source of data: Centers for Medicare and Medicaid Services (CMS) data, as of September 2010.

Produced by: RUPRI Center for Rural Health Policy Analysis, 2010.
Cartography by: Nicole Vanosdel.

