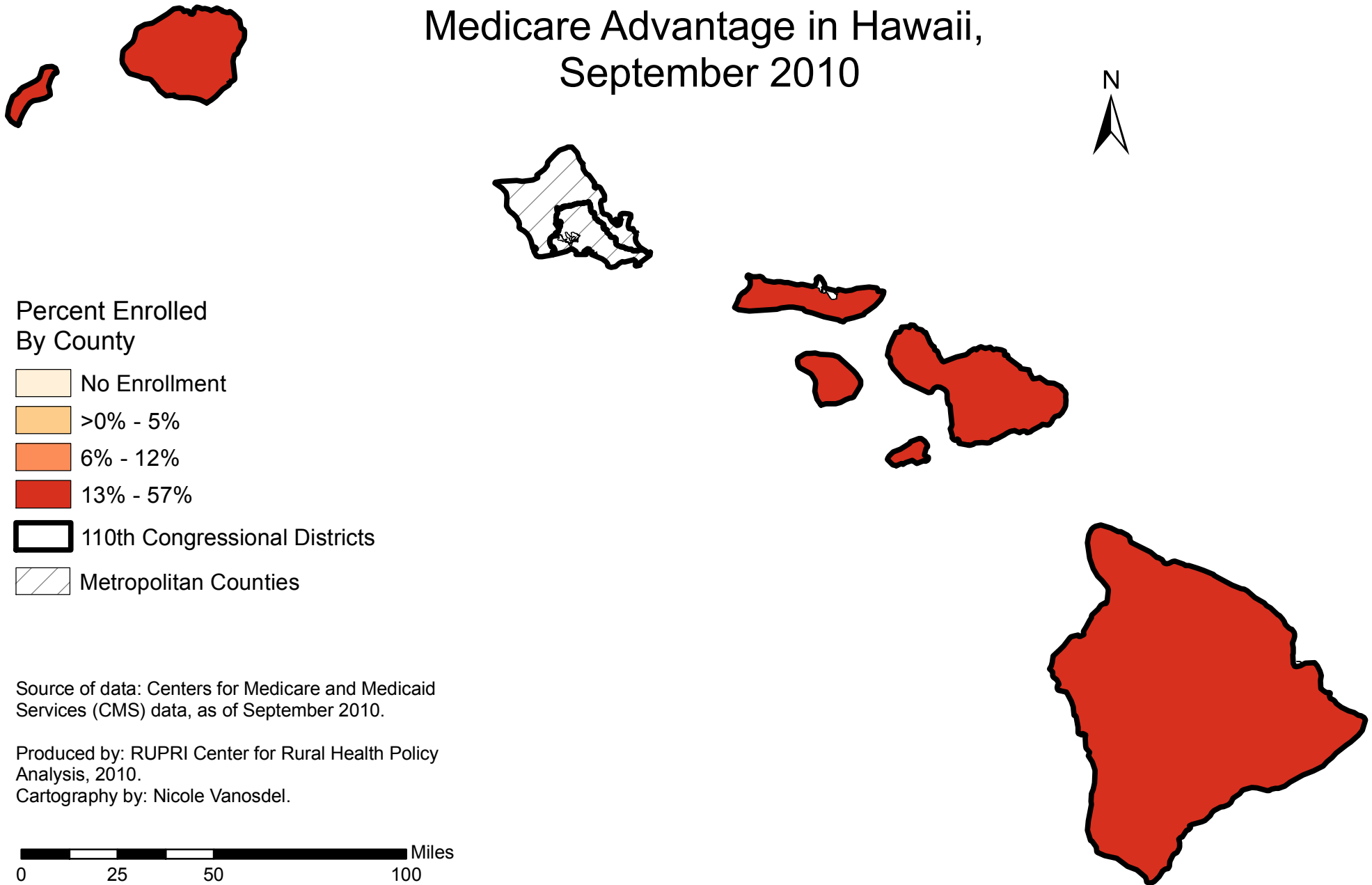


Percent of Eligible Nonmetropolitan Medicare Beneficiaries Enrolled in Medicare Advantage in Hawaii, September 2010



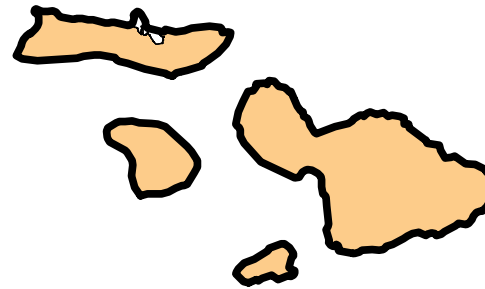
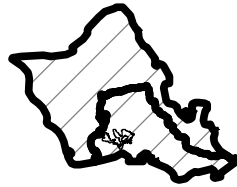

Source of data: Centers for Medicare and Medicaid Services (CMS) data, as of September 2010.

Produced by: RUPRI Center for Rural Health Policy Analysis, 2010.

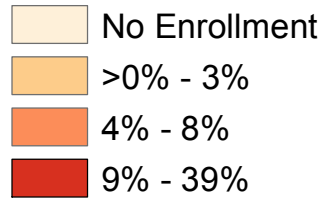
Cartography by: Nicole Vanosdel.

0 25 50 100 Miles

Percent of Eligible Nonmetropolitan Medicare Beneficiaries Enrolled in Private Fee For Service in Hawaii, September 2010



Percent Enrolled By County



 110th Congressional Districts

 Metropolitan Counties

Source of data: Centers for Medicare and Medicaid Services (CMS) data, as of September 2010.

Produced by: RUPRI Center for Rural Health Policy Analysis, 2010.

Cartography by: Nicole Vanosdel.

